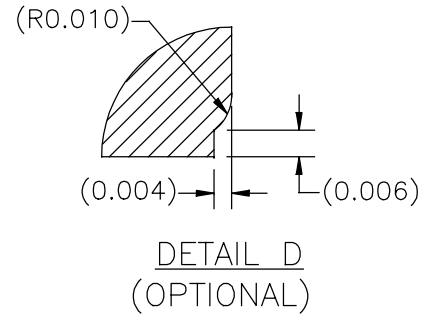
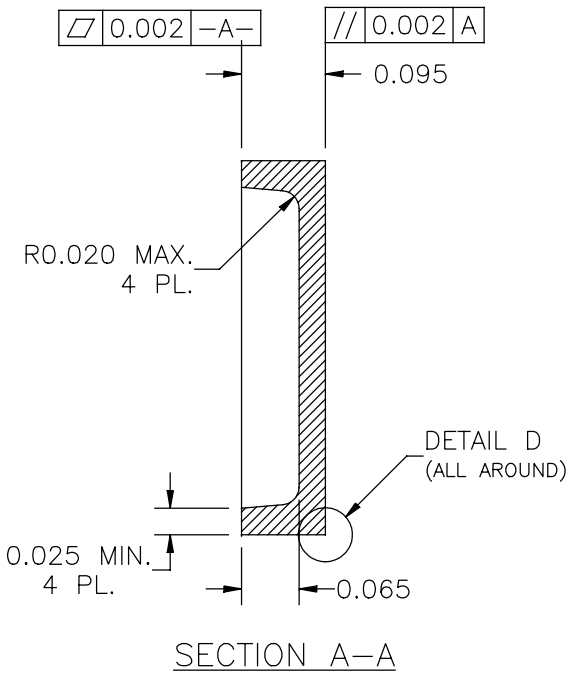
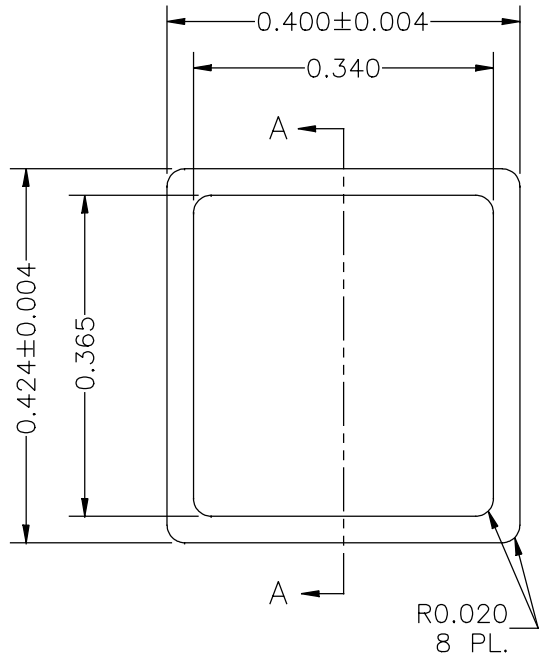


REVISIONS		
REV.	DESCRIPTION	DATE
NC	RELEASED: CAS	5-15-96
A	ADD DEETAIL D; REX 1032	1-12-98
B	OPTIONAL CONFIGURATION; DAVE #1055	2-19-98
C	REMOVE GD&T / ADD OPTIONAL NOTE	8-11-98



A B C D E F G H

A B C D E F G H

APPROVAL SIGNATURES		DATE
Configuration Control		
Purchasing		
Quality Assurance		
QTY	ITEM	MATERIAL
-	-	WHITE Al ₂ O ₃
		PART #/ SPEC.

TOLERANCES ARE IN INCHES:
 (UNLESS OTHERWISE SPECIFIED)
 FRACTIONS: ±1/16"
 DECIMALS: X.XX = ±0.01
 X.XXX = ±0.005
 ±1" ±1/32"/FT.
 0.003"/IN.
 DRAFT ≤ 8° MAX.
 RADII: 0.020 MAX.



THIS DRAWING CONTAINS INFORMATION THAT IS CONFIDENTIAL AND PROPRIETARY PROPERTY OF R.J.R. POLYMERS, INC., AND ITS DESIGN, DETAIL AND INVENTION, ARE THE PROPERTY OF R.J.R. POLYMERS, INC., SUBMITTED TO THE RECIPIENT IN CONFIDENCE AND SHALL NOT BE COPIED IN ANY MANNER NOR DISCLOSED TO ANY OUTSIDE PARTY WITHOUT THE EXPRESS WRITTEN CONSENT OF AN AUTHORIZED OFFICER OF THIS COMPANY. THEY SHALL BE USED EXCLUSIVELY FOR REFERENCE WORK ON CONTRACTS OR PROPOSALS SUBMITTED BY R.J.R. POLYMERS, INC. AND SHALL BE RETURNED ON REQUEST. THIS DRAWING MUST BE KEPT ONLY IN THE CONFIDENTIAL FILES OF R.J.R. POLYMERS, INC. WHEN NOT IN USE. ALL RIGHTS RESERVED.

RJR POLYMERS, INC
 7875 EDGEWATER DR., OAKLAND, CA. 94621

CADFILE: Q: \DRAWINGS...\2028C.DWG		0.424 x 0.400 x 0.095	
CLIENT #		CERAMIC LID MAC PAC	
DATE 8/11/98	SCALE NTS	DRAWN BY DMG	DWG SIZE A
CHECKED BY	PART/DWG # 2028	REV C	1/1

8 7 6 5 4 3 2 1