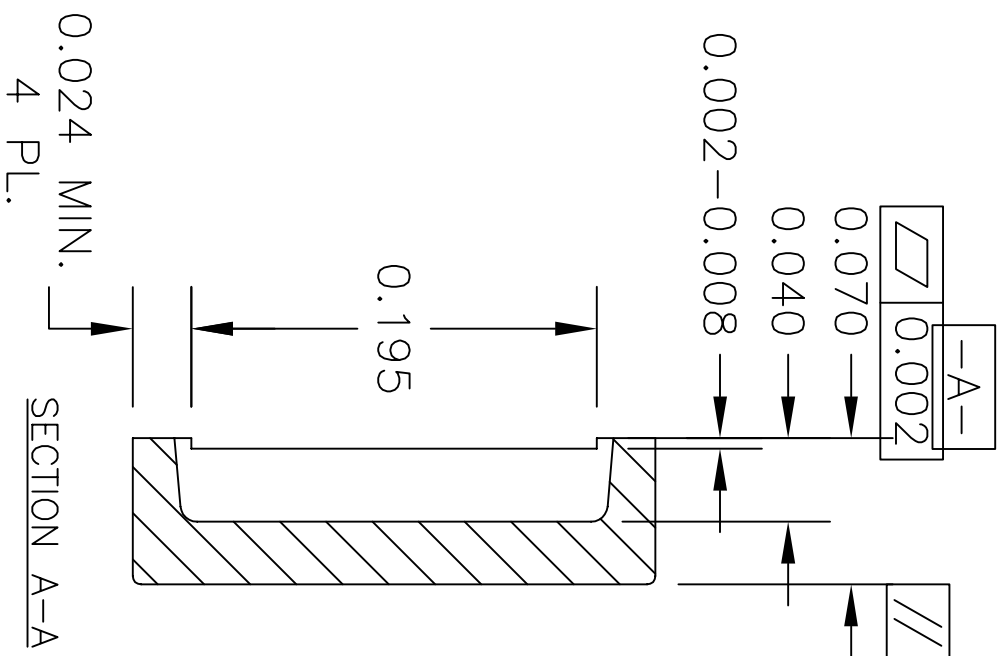
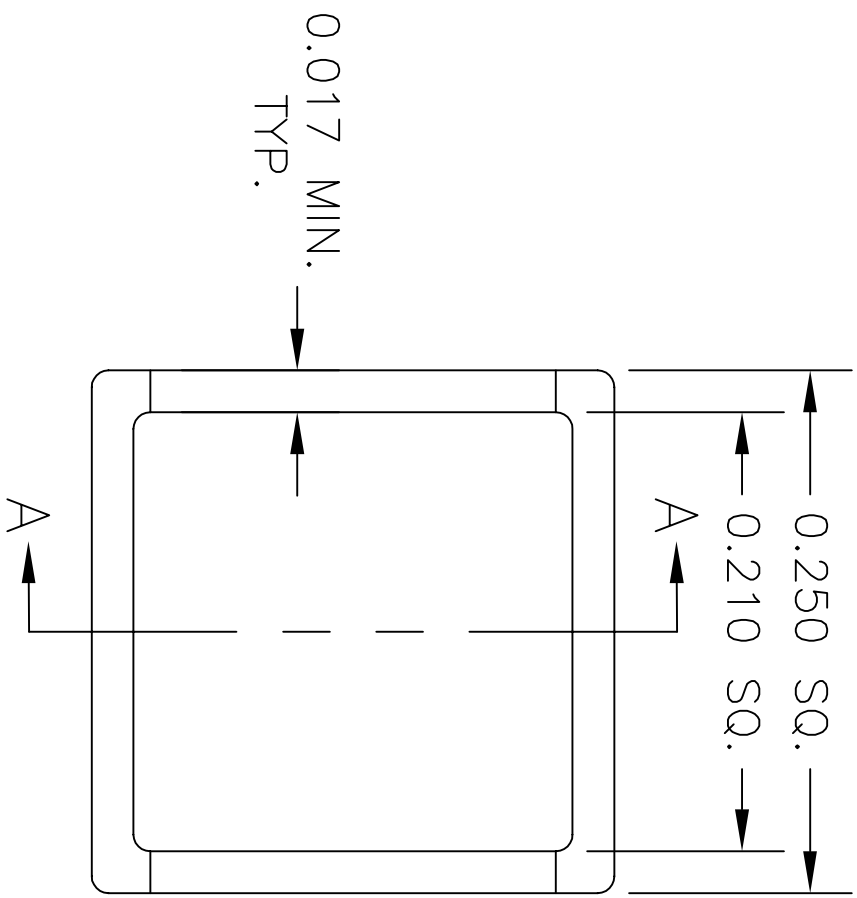


NOTE: (UNLESS OTHERWISE SPECIFIED)
 1. PART TO BE FREE OF SHARP EDGES AND BURRS.

REV.#	REVISION DESCRIPTION	DATE
A	RELEASED: GEDEL	09DEC1998
B	RELEASED: CHAMPION	16JUL1999
C	CHANGE NOTCH DEPTH TO 0.002-0.008 : CHAMPION	02SEP1999



APPROVAL SIGNATURES	DATE
XXXXXXXXXXXX	XXXXXX

Configuration Control	XXXXXXXXXXXX	XXXXXX
Design Engineering	XXXXXXXXXXXX	XXXXXX
Manufacturing		
Process Engineering		
Purchasing		
Quality Assurance		

ITEM	PART#	QTY	MATERIAL
A	2040	1	0.250 SQ. x 0.070 WHITE CERAMIC LID

TOLERANCES: (UNLESS OTHERWISE SPECIFIED)


XX' = ±.01'
 XXX' = ±.003'
 X" = ±.01" PER 1"
 //L = .003" PER 1"
 DRAFT = 15° MAX
 RADIUS = R .010" MAX

FINISH
 ALUMINA, WHITE

DATE: 02SEP1999
SCALE: NTS
SIZE: A

7875 EDGEWATER DR., DAKLAND, CA. 94621

0.250 SQ. x 0.070 CERAMIC LID



THIS DRAWING CONTAINS INFORMATION THAT IS CONFIDENTIAL AND PROPRIETARY PROPERTY OF R.J.R. POLYMERS, INC. AND ITS DESIGN, DETAIL AND INVENTION. ARE THE PROPERTY OF R.J.R. POLYMERS, INC. SUBMITTED TO THE RECIPIENT IN CONFIDENCE AND SHALL NOT BE COPIED IN ANY MANNER NOR DISCLOSED TO ANY OUTSIDE PARTY WITHOUT THE EXPRESS WRITTEN CONSENT OF AN AUTHORIZED OFFICER OF THIS COMPANY. THEY SHALL BE USED EXCLUSIVELY FOR REFERENCE. THIS DRAWING MUST BE KEPT ONLY IN THE CONFIDENTIAL FILES OF R.J.R. POLYMERS, INC. WHEN NOT IN USE. ALL RIGHTS RESERVED.

RJR POLYMERS, INC.

CAD FILE:	Q:\DRAWINGS\PART#...\2000-\2000-\2040\2040C
SEE NOTES	
DRAWN:	CHAMPION
CHK'D:	2040
P/N:	2040
REV:	C
PAGE:	1 of 1